

# KYRGYZSTAN

## 2019 ANNUAL RESEARCH: KEY HIGHLIGHTS<sup>1</sup>

### GLOBAL DATA 2018



**10.4%**

Total GDP contribution



**319** MN

Jobs globally (1 in 10 jobs)

While the global economy grew by 3.2%, **Travel & Tourism** grew significantly more at **3.9%**

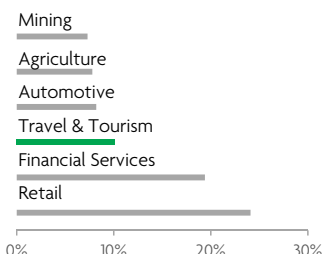
3.2%

3.9%

**1 in 5 new jobs** were created by Travel & Tourism over the last five years



**Global GDP impact by sector (2016 data).** Share of total economy GDP



### KYRGYZSTAN 2018 KEY DATA



CONTRIBUTION OF TRAVEL & TOURISM TO GDP

**3.9% OF TOTAL ECONOMY**

Total T&T GDP = KGS21.4BN (USD311.0MN)

**+0.7%**

2018 Travel & Tourism GDP growth



CONTRIBUTION OF TRAVEL & TOURISM TO EMPLOYMENT

**89.9** JOBS (000's)

(3.7% of total employment)

**114.6** JOBS (000's)

Expected in 2019



INTERNATIONAL VISITOR IMPACT

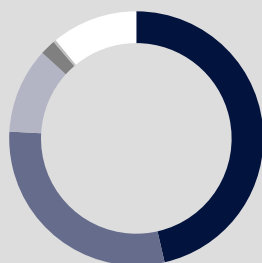
**KGS31.1**BN

USD452.0MN in visitor spend  
(17.8% of total exports)

**3.6** MN

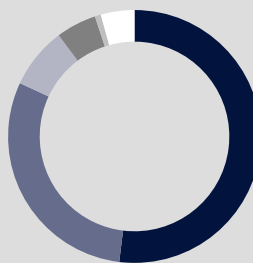
Expected international arrivals for 2019

### INBOUND ARRIVALS



- 1. KAZAKHSTAN 46%
- 2. RUSSIAN FEDERATION 29%
- 3. UZBEKISTAN 11%
- 4. CHINA 2%
- 5. TURKEY 0%
- REST OF WORLD 11%


### OUTBOUND DEPARTURES



- 1. KAZAKHSTAN 52%
- 2. RUSSIAN FEDERATION 30%
- 3. UZBEKISTAN 8%
- 4. TURKEY 5%
- 5. CHINA 1%
- REST OF WORLD 4%

Note: Data are average shares over the 2015-2017 period  
Source: Oxford Economics, national sources and UNWTO

### SECTOR CHARACTERISTICS (2018)



<sup>1</sup>All values are in constant 2018 prices & exchange rates  
All forecasts WTTC and Oxford Economics